

Paper Reference 9MA0–31
Pearson Edexcel
Level 3 GCE

Mathematics
Advanced
Paper 31: Statistics

Friday 14 June 2019 – Afternoon

Diagram Book

In the boxes below, write your name, centre number and candidate number.

Surname					
Other names					
Centre Number					
Candidate Number					

INSTRUCTIONS

There may be spare copies of some diagrams in case you need them.

THIS DIAGRAM BOOK **MUST BE RETURNED WITH THE ANSWER BOOK AT THE END OF THE EXAMINATION.**


Contents

Page

4	Question 2 Diagram 1
5	Question 2 Diagram 1 (Spare copy)
6	Question 2 Diagram 2
7	Question 4
8	Question 4(c)

Question 2


Diagram 1



Temperature (°C)

Question 2

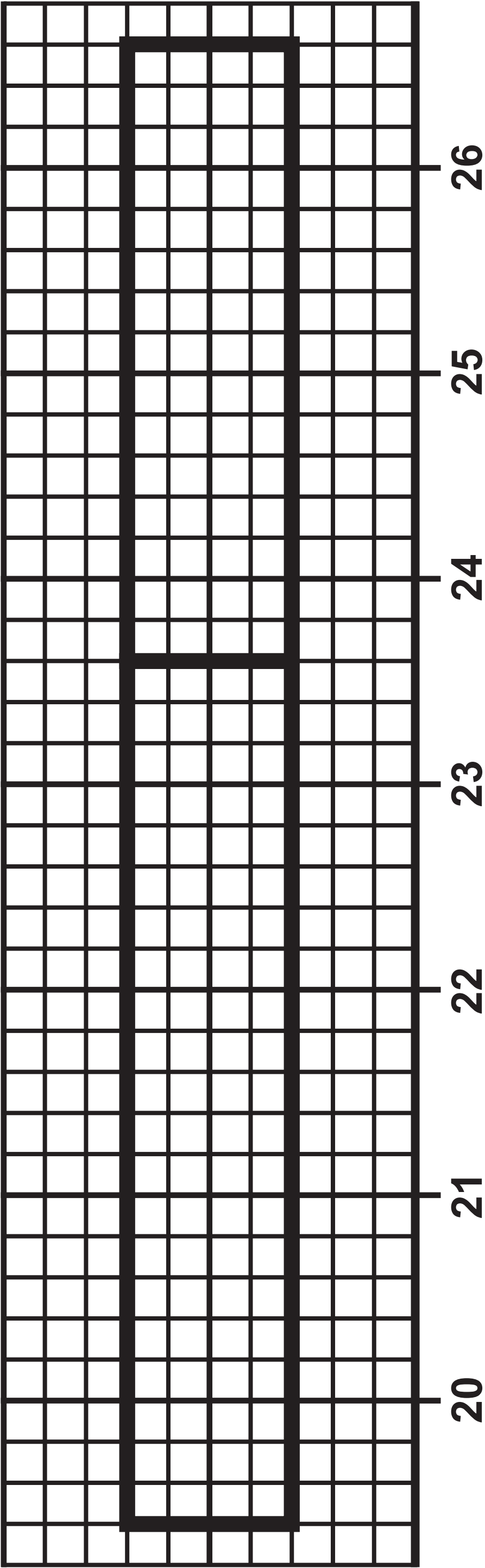
Diagram 1



Temperature (°C)

Question 2

Diagram 2



Question 4

Daily mean total cloud cover (oktas)	Frequency (number of days)
0	0
1	1
2	4
3	7
4	10
5	30
6	52
7	52
8	28

Question 4(c)

Daily mean total cloud cover (oktas)	Frequency (number of days)
0	0
1	0
2	1
3	1
4	2
5	1
6	5
7	9
8	9